

## GENERAL INFORMATION

**Address:** 401 McIntire Road  
Charlottesville, VA 22902-4596

**Superintendent:** Dr. Matthew S. Haas

**Region:** 5

**Enrollment:** 13,938

Students with Disabilities:

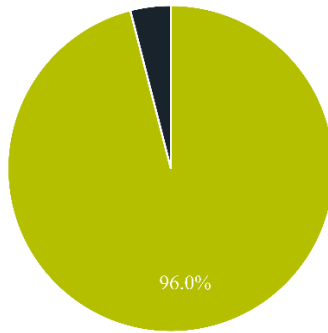
11.9%

Economically Disadvantaged:

30.3%

English Learners: 10.0%

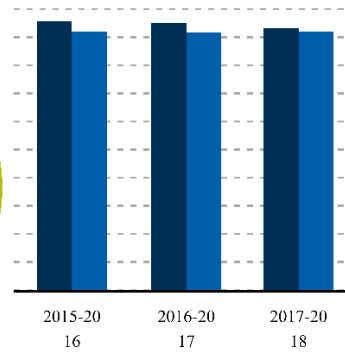
### Fully Accredited Schools



■ 2018-2019 Fully Accredited Schools  
■ 2018-2019 Other

This chart displays the percentage of schools meeting or exceeding expectations in English, mathematics, science, history/social science and graduation.

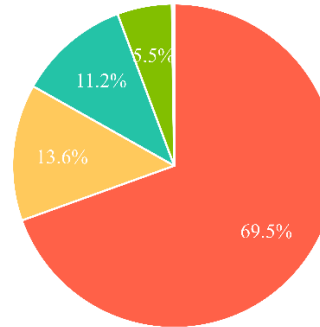
### On-time Graduation Rate



■ Division ■ State

Percentage of students who earned a diploma within four years of entering ninth grade for the first time.

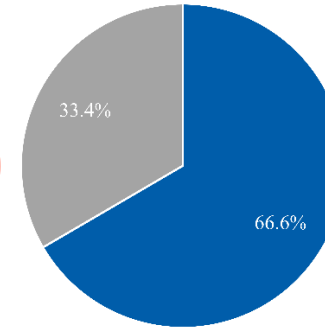
### Enrollment by Race/Ethnicity



■ Black ■ Hispanic ■ White ■ Asian  
■ American Indian ■ Native Hawaiian

Schools report annually on the number of students enrolled, including data on race and ethnicity required by federal law.

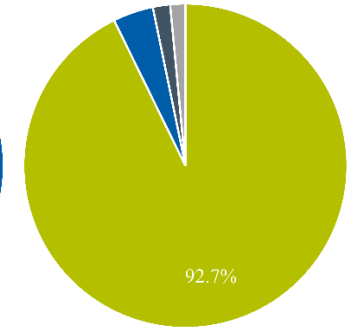
### Expenditures for Instruction



■ Division Expenditures for Instruction  
■ Other Division Expenditures

Instructional costs include the salaries and benefits for teachers, teacher aides, principals, assistant principals, librarians, and school counselors; expenditures for textbooks; and expenditures for regional and virtual instructional programs.

### Absenteeism

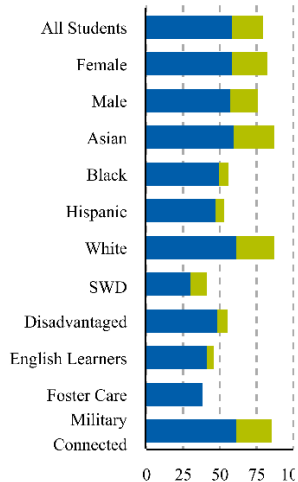


■ Missed more than 20%  
■ Missed between 15% and 20%  
■ Missed between 10% and 15%  
■ Missed between 0% and 10%

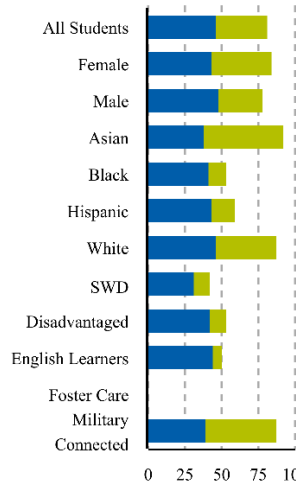
A student is considered chronically absent if he or she misses 10 percent of the school year.

## Student Achievement by Proficiency Level

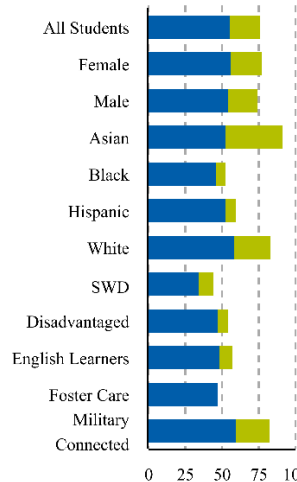
### Reading



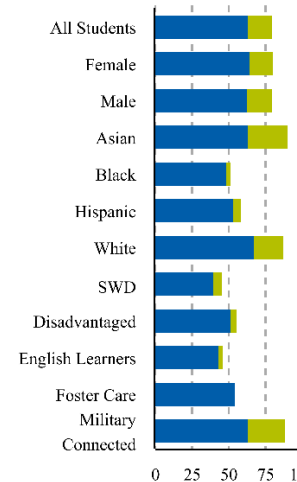
### Writing



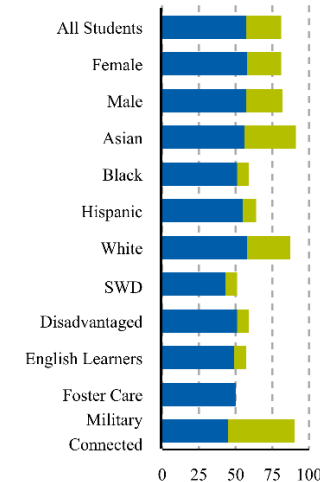
### Math



### Science



### History



### FOR MORE INFORMATION

School Quality Profiles were developed by the state Board of Education to more effectively communicate to parents and the public about the performance of Virginia's public schools and the factors that can impact student learning and achievement. School Quality Profiles are available for all public schools, school divisions, and for the state at [schoolquality.virginia.gov](http://schoolquality.virginia.gov).

Additional information about the commonwealth's public schools is available on the Virginia Department of Education website at [www.doe.virginia.gov](http://www.doe.virginia.gov).