

Second Quarter Return to School Stage Decision

October 8, 2020



Stages of Returning

Stages present a sequenced approach to return from fully virtual instruction to fully in-person instruction.

Public health data will guide the decisions that the school board will make regarding the return to school plan.

ACPS will need to be fluid in order to respond to the needs of the community and public health guidance.

Stages of Returning (for Students)

STAGE 1

Virtual Learning
for **All**

STAGE 2

Virtual Learning
for **Most**
+
In-Person Access
for a **Limited**
Number of
Students

Current Stage

STAGE 3

Virtual Learning
for **Most**
+
In-Person Access
for a **Moderate**
Number of
Students
+
Hybrid Learning
for Grades **PK-3**

STAGE 4

Virtual Learning
for **Choice**
+
In-Person Access
for a **Moderate**
Number of
Students
+
Hybrid Learning
for **All**

STAGE 5

Virtual Learning
for **Choice**
+
In-Person
Learning for **All**

Stage Decision Timeline

JULY 30

The School Board voted to begin the school year in Stage 2 for the first quarter (first nine-week period) of the school year (September 8 – November 6).

OCT. 8

Halfway through the grading period, the Superintendent will make a recommendation to the Board on whether the school division should progress to Stage 3 for the second nine weeks. The Board will make a decision at the meeting.

NOV. 9

The second quarter is scheduled to begin. Shifts in stage will go into effect at the beginning of each quarter, unless it is necessary to revert to a lower stage, which could occur sooner or immediately.

Superintendent's Recommendation for Quarter 2

Move to Stage 3 of the
Return to School Plan

Stage 3

Overview

Virtual Learning for **Most** + In-Person Access for a **Moderate** Number of Students + Hybrid Learning for **Grades PK-3**

1. ACPS will provide **virtual learning** for most students in grades 4-12.
2. ACPS will provide **hybrid learning** (including two days per week of face-to-face instruction) for all students in Grades PK-3. Alternatively, families may elect a 100% virtual option.
3. ACPS will continue offering **optional in-person access** to buildings for students identified in Stage 2 as well as additional English Learners , Special Education students , and students exhibiting a lack of engagement in the virtual experience .
4. Secondary students may participate in athletics or in-person extracurricular activities **upon approval**. Schools must submit a plan in accordance with VHSL guidelines and be approved by ACPS for each sport or activity.



Students in Buildings During Stage 3

- We estimate having a total of about 2,500 students in our buildings each day, which represents about 20% of our total enrollment.
- Current PK-3 Class Sizes: 10-24 students
- With the hybrid schedule, only $\frac{1}{2}$ of the students will be in the building at one time, so there will only be **5-12 students in a classroom each day.**



Factors Affecting Progression to Next Stage

- Applicable executive orders and local ordinances that may impact the ability to provide successful classroom learning
- Guidance offered by the CDC and state and local health authorities
- Current COVID-19 conditions in the Albemarle County region and within Albemarle County Public Schools, including, but not limited to, community transmission, testing positivity rates, and other public health data
- Status of COVID-19 testing and tracking capabilities in the Albemarle County region
- Ability of Albemarle County Public Schools, including staffing and resources, to implement the division's instructional and health plans
- Feedback and input from stakeholders and school communities

Executive Orders & Local Ordinances

(applicable executive orders and local ordinances that may impact the ability to provide successful classroom learning)

No executive orders or local ordinances impact our ability to enter to Stage 3:

- As a state, Virginia's reopening plan is currently in [Phase Three](#).
- The Virginia Department of Education has issued separate [Phase Guidance for Schools](#).
- Albemarle County has extended [Ordinance 20-A\(13\)](#) through November 18, but it does not apply to schools.

CDC, VDH, BRHD Guidance

*(guidance offered by the CDC and
state and local health authorities)*

- [VDH Guidance for K-12 Schools](#)
- [Operating School during
Covid-19: CDC's Considerations](#)
- [CDC Indicators for Dynamic
School Decision Making](#)

GUIDANCE FOR SCHOOLS

LOWEST OR LOWER RISK

Schools may consider Phase III Recommendations



In schools with lower risk of transmission, all students may be given the opportunity for in person instruction with mitigation and physical distancing measures in place. Facilities and staffing limitations may necessitate hybrid schedules.



A fully remote learning option should be available for all students and staff.

MODERATE OR HIGH RISK

Schools may consider Phase II Recommendations



In schools with moderate or higher risk of transmission, specific learners should be prioritized for limited in person instruction, including willing students with disabilities, english learners, and PreK - 3rd grade students.



All other students should be served remotely. Fully remote option should be available to all.

HIGHEST RISK

Schools may consider Phase I Recommendations



In schools with high risk of transmission, in person instruction should be limited to students with disabilities, as deemed appropriate by parents and IEP teams.



All other students should be served remotely. Divisions may consider a fully remote option.



Plans should be in place to phase back to in-person instruction.

Local Testing Capabilities

(status of COVID-19 testing and tracking capabilities in the Albemarle County region)

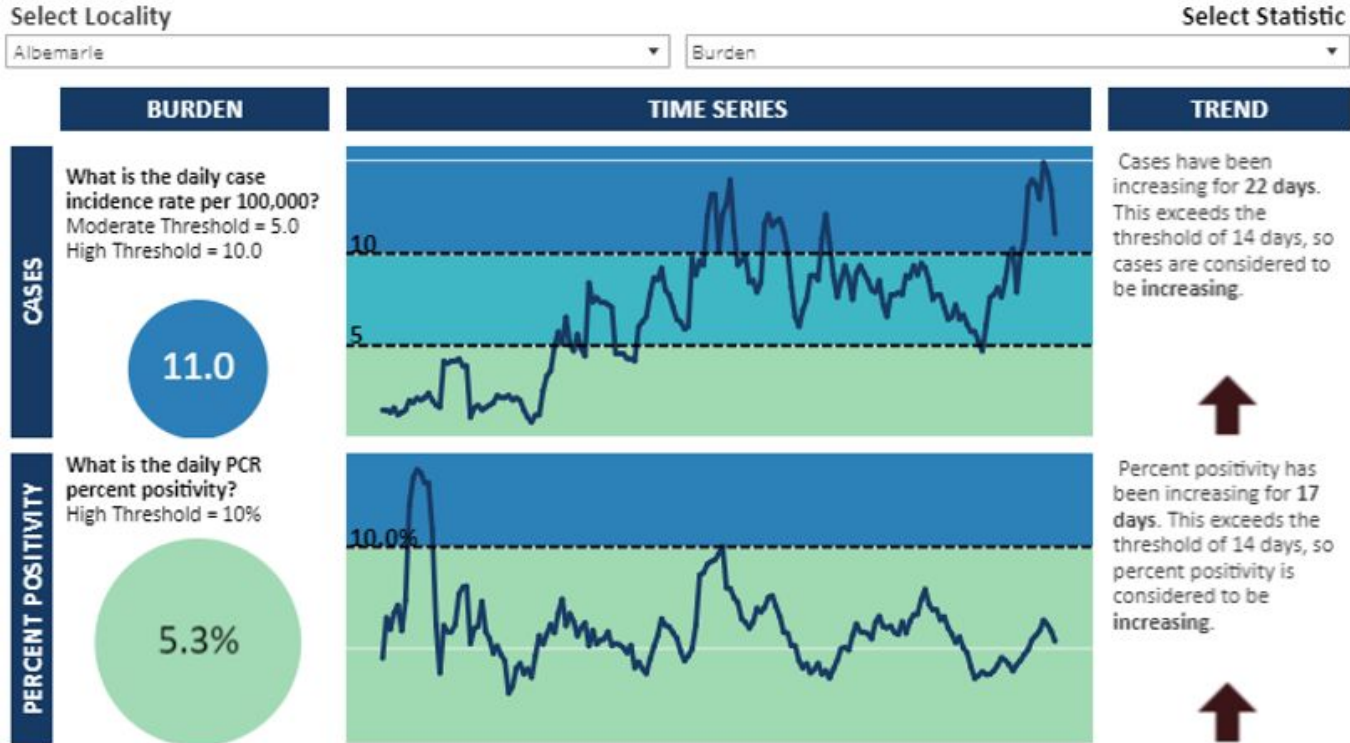
- [Testing Opportunities in the BRHD](#)
- Turnaround time

Local COVID-19 Conditions

(current COVID-19 conditions in the Albemarle County region and within Albemarle County Public Schools, including, but not limited to, community transmission, testing positivity rates, and other public health data)

- [VDH Pandemic Metrics](#)
- [BRHD Data Portal](#)

Albemarle County Burden & Trend as of Oct. 7



Source: Virginia Department of Health

Albemarle County: Case Incidence Rate (Floating 7-day Average)

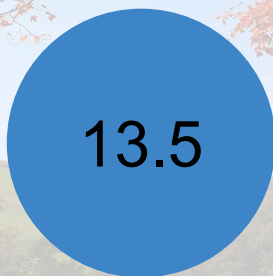
Number of cases per 100,000 people



SEPT 14



SEPT 21



SEPT 30



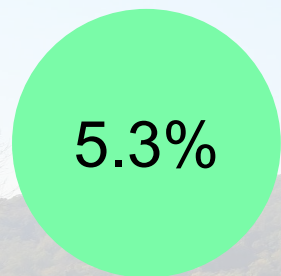
OCT 7

14-Day Trend:

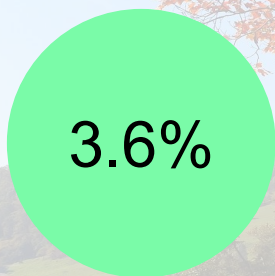
- Increasing
- Decreasing
- Fluctuating

Albemarle County: % Positivity (Floating 7-day Average)

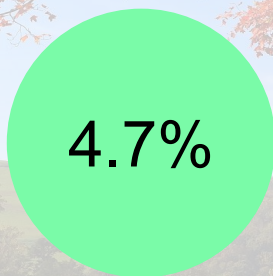
Percent of total tests that return a positive result



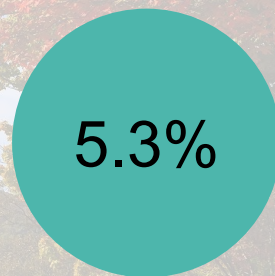
SEPT 14



SEPT 21



SEPT 30



OCT 7

14-Day Trend:

- Increasing
- Decreasing
- Fluctuating

Charlottesville City: Case Incidence Rate (Floating 7-day Average)

Number of cases per 100,000 people

39.5

SEPT 14

48.4

SEPT 21

41.9

SEPT 30

41.6

OCT 7

14-Day Trend:

- Increasing
- Decreasing
- Fluctuating

Charlottesville City: % Positivity (Floating 7-day average)

Percent of total tests that return a positive result

4.5%

SEPT 14

4.6%

SEPT 21

4.4%

SEPT 30

3.4%

OCT 7

14-Day Trend:

- Increasing
- Decreasing
- Fluctuating

UVA Context

August 17

UVA began reporting student cases

September 6

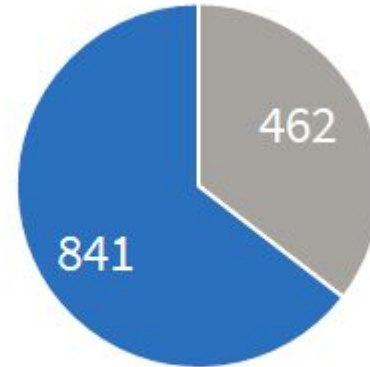
UVA students move into on-ground housing

September 18

UVA began point prevalence testing in dorms

1,303 COVID-19 Cases in Albemarle/Charlottesville

(August 17 - October 7)



■ UVA Student Cases

Note: UVA's COVID Tracker only captures tests administered or provided by UVA.

Core Indicators, Albemarle, 10/7/2020

Total number of new cases per 100,000 persons within the last 14 days*

172.0

Percentage of RT-PCR tests that are positive during the last 14 days**

5.1%

Ability of the school to implement five key mitigation strategies

VDH does not have these data. CDC recommends self-assessment measuring a school's ability to implement consistent and correct use of masks, social distancing, hand hygiene and respiratory etiquette, cleaning and disinfection, and contact tracing in collaboration with the local health department.

INDICATORS	Lowest Risk of Transmission in Schools	Lower Risk of Transmission in Schools	Moderate Risk of Transmission in Schools	Higher Risk of Transmission in Schools	Highest Risk of Transmission in Schools
Number of new cases per 100,000 persons within the last 14 days*	<5	5 to <20	20 to <50	50 to ≤ 200	>200
Percentage of RT-PCR tests that are positive during the last 14 days**	<3%	3% to <5%	5% to <8%	8% to ≤ 10%	>10%
<p>Ability of the school to implement 5 key mitigation strategies:</p> <ul style="list-style-type: none"> • Consistent and correct use of masks • Social distancing to the largest extent possible • Hand hygiene and respiratory etiquette • Cleaning and disinfection • Contact tracing in collaboration with local health department 	Implemented <u>all 5 strategies</u> correctly and consistently	Implemented <u>all 5 strategies</u> correctly but inconsistently	Implemented <u>3-4 strategies</u> correctly and consistently	Implemented <u>1-2 strategies</u> correctly and consistently	Implemented <u>no strategies</u>

5 Key Mitigation Strategies

- Consistent and correct [use of masks](#)
- [Social distancing](#) to the largest extent possible
- [Hand hygiene and respiratory etiquette](#)
- [Cleaning and disinfection](#)
- [Contact tracing](#) in collaboration with local health department

INDICATORS	Lowest Risk of Transmission in Schools	Lower Risk of Transmission in Schools	Moderate Risk of Transmission in Schools	Higher Risk of Transmission in Schools	Highest Risk of Transmission in Schools
Number of new cases per 100,000 persons within the last 14 days*	<5	5 to <20	20 to <50	50 to ≤ 200	>200
Percentage of RT-PCR tests that are positive during the last 14 days**	<3%	3% to <5%	5% to <8%	8% to ≤ 10%	>10%
<p>Ability of the school to implement 5 key mitigation strategies:</p> <ul style="list-style-type: none"> • Consistent and correct use of masks • Social distancing to the largest extent possible • Hand hygiene and respiratory etiquette • Cleaning and disinfection • Contact tracing in collaboration with local health department 	Implemented <u>all 5 strategies</u> correctly and consistently	Implemented <u>all 5 strategies</u> correctly but inconsistently	Implemented <u>3-4 strategies</u> correctly and consistently	Implemented <u>1-2 strategies</u> correctly and consistently	Implemented <u>no strategies</u>

Statement from Dr. Bonds

“The value of in-person education for preK – 3rd grade is critical to this age group's overall development and growth. Providing the opportunity for students to return at this time is important and the current public health conditions in the community support a decision that enables parents and guardians to send their children to school for in-person instruction. The public health considerations that are being met and support this decision include the implementation of masking and distancing policies, widespread access to testing, quick turnaround for results, and as of right now, lower community transmission among Albemarle County residents than in July. Based on the current public health conditions and Albemarle County Public School's plan for minimizing risk within school settings, the Thomas Jefferson Health District supports a decision to implement a hybrid teaching model for preK – 3rd grade.”

— Denise Bonds, MD, MPH
Health Director, Blue Ridge Health District

Timing of Return

GUIDANCE FOR SCHOOLS

LOWEST OR LOWER RISK

Schools may consider Phase III Recommendations



In schools with lower risk of transmission, all students may be given the opportunity for in person instruction with mitigation and physical distancing measures in place. Facilities and staffing limitations may necessitate hybrid schedules.



A fully remote learning option should be available for all students and staff.

MODERATE OR HIGH RISK

Schools may consider Phase II Recommendations



In schools with moderate or higher risk of transmission, specific learners should be prioritized for limited in person instruction, including willing students with disabilities, english learners, and PreK - 3rd grade students.



All other students should be served remotely. Fully remote option should be available to all.

HIGHEST RISK

Schools may consider Phase I Recommendations



In schools with high risk of transmission, in person instruction should be limited to students with disabilities, as deemed appropriate by parents and IEP teams.



All other students should be served remotely. Divisions may consider a fully remote option.



Plans should be in place to phase back to in-person instruction.

Stakeholder Feedback

*(feedback and input from stakeholders
and school communities)*

- Region V Superintendents
- ACPS Health Advisory Board
- ACPS Principals
- Employee, Parent and Student Surveys

Information from Region V Superintendents

# of Students Attending per day in Region V	22,469
Total # of K-12 Outbreaks* in Region V	3
Total # of K-12 Outbreaks* in Virginia	27

**At least two (2) lab confirmed cases are required to classify as an outbreak.*

School Health Advisory Board (SHAB) Feedback

16 members:

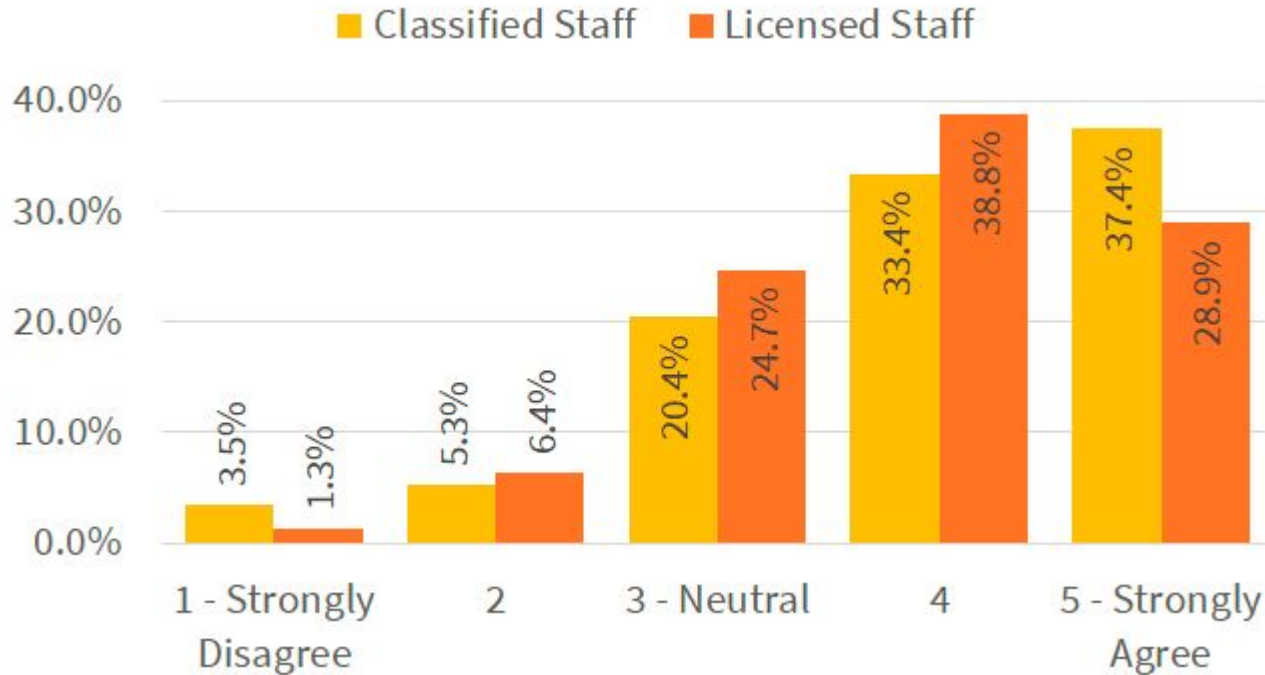
- Pediatricians
- Physician for adults
- Clinical social worker
- Nursing supervisor
- Other health-related professionals
- Parents
- School division/
HR employees

SHAB supports/approves:*

- Efforts to safely increase the number of students returning for in-person instruction, and recommends focusing on younger students;
- Smaller class or pod sizes with students adequately spaced;
- A slow and cautious transition to Stage 3; and
- The mitigation strategies already in place for Stage 2.

**with one member expressing dissent*

EMPLOYEES: The health and safety protocols in place in my workplace are adequate for keeping me safe.



Classified Staff

N = 398

Average = 3.96

Licensed Staff

N = 551

Average = 3.88

TEACHERS: How well do you know your kids compared to this time last year?

1 - Less Well	159	14.4%	47.1%
2	361	32.7%	
3 - About the Same	327	29.6%	29.6%
4	161	14.6%	23.2%
5 - Better	95	8.6%	

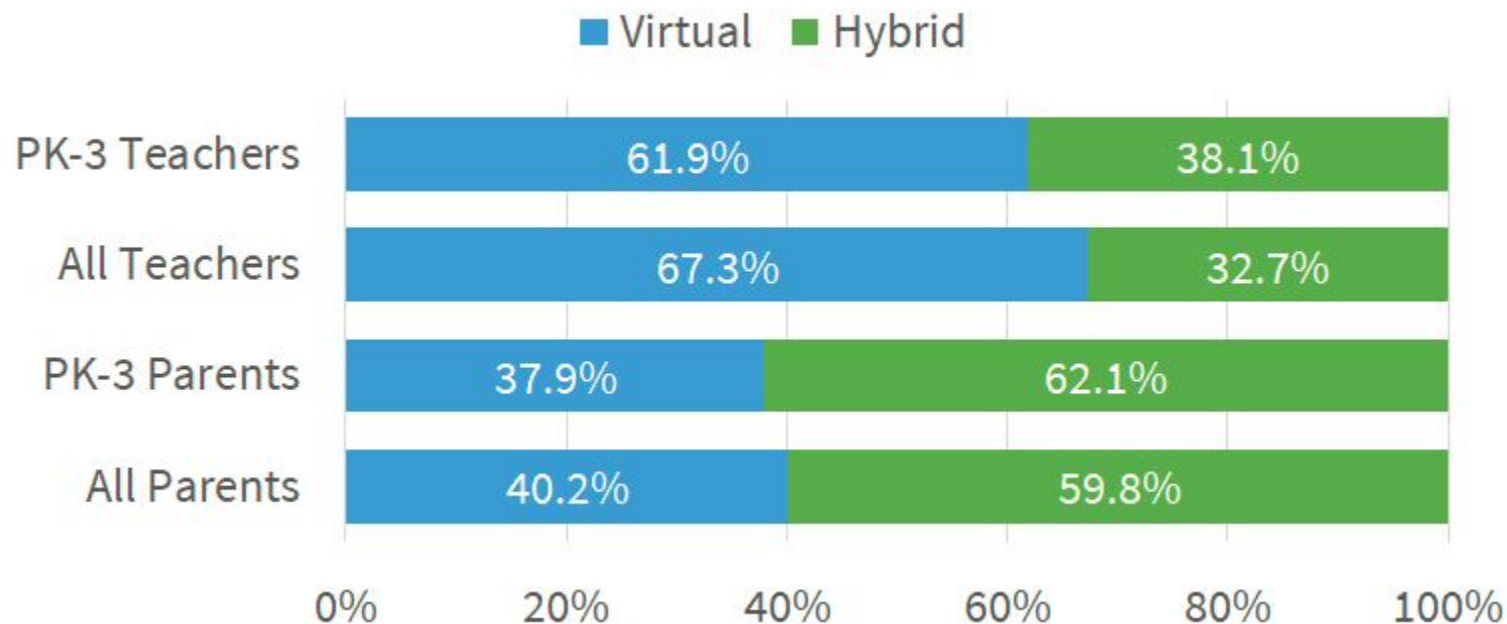
Weighted Score: 2.70

PARENTS: Compared to traditional in-person instruction, how successful has your child been academically this year?

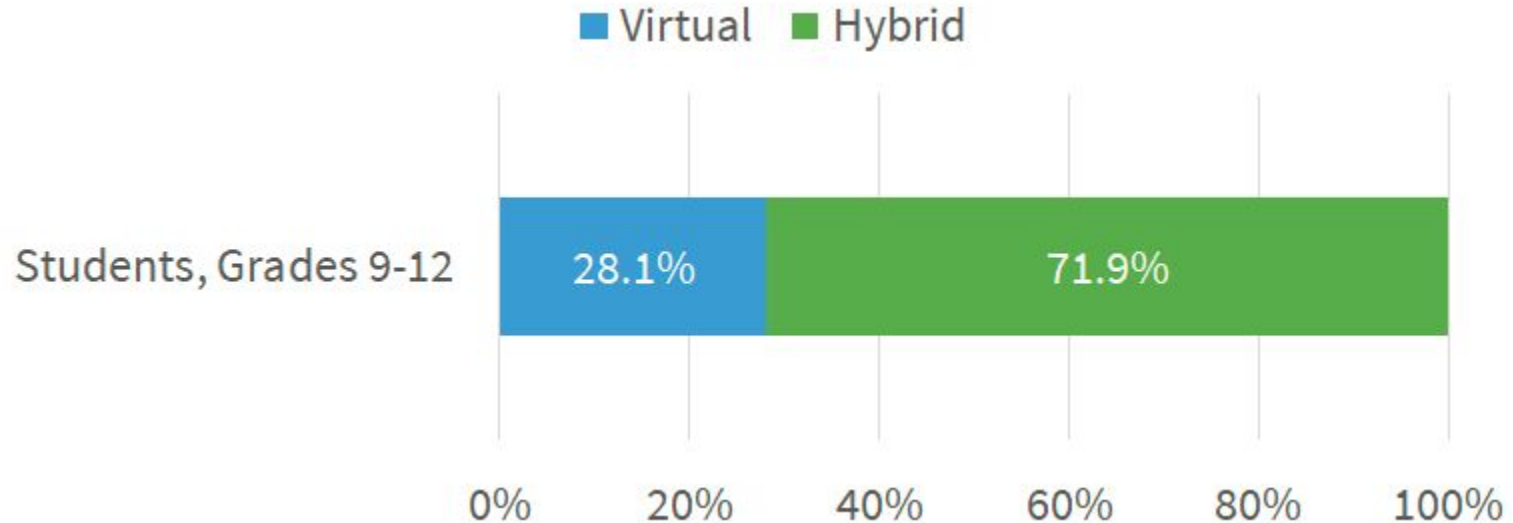
1 - Less Successful	1,014	15.8%	43.6%
2	1,786	27.8%	
3 - About the Same	2,218	34.6%	34.6%
4	921	14.4%	21.8%
5 - More Successful	474	7.4%	

Weighted Score: 2.70

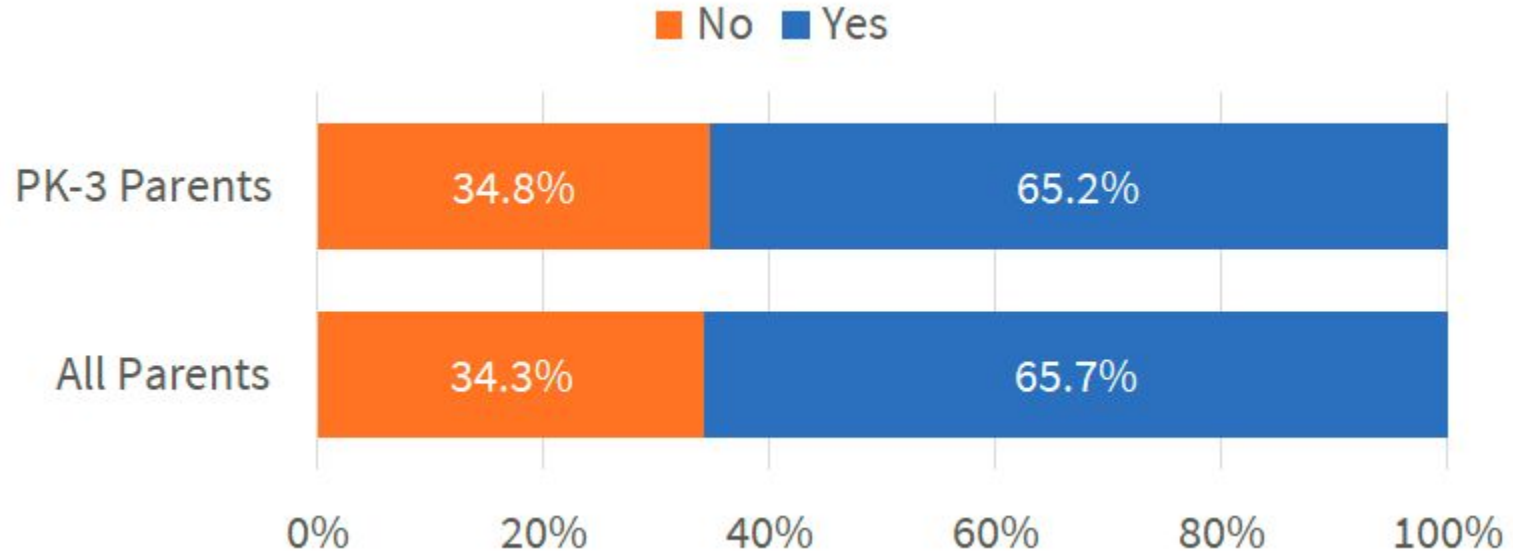
TEACHERS & PARENTS: In your opinion, what is the best learning environment for students as we enter the second marking period?



STUDENTS, GRADES 9-12: When in-person instruction is available to you, would you prefer to continue instruction fully virtual or move to a hybrid model?



PARENTS: Based on the information that you currently have, when your child is eligible to return to school for face-to-face learning, will you send your child to school?



Feedback from Principals

Seth Kennard • Baker Butler Elementary
School

Beth Costa • Henley Middle School

Darah Bonham • Albemarle High School

Rick Vrhovac • Monticello High School

Staffing & Resources

*(ability of Albemarle County Public
Schools, including staffing and resources,
to implement the division's instructional
and health plans)*

Plans for Returning: Staff

When licensed staff are expected to return for in-person learning, will you request an accommodation or LOA?

	VIRTUAL ACCOMMODATION			LEAVE OF ABSENCE (LOA)		
	All Teachers	PK-3 Teachers	Special Ed/Case Managers	All Teachers	PK-3 Teachers	Special Ed/Case Managers
YES	38%	35%	36%	11%	17%	5%
NO	62%	65%	64%	89%	83%	95%

Accommodation/LOA Rationale

	VIRTUAL ACCOMMODATION			LEAVE OF ABSENCE (LOA)		
	All Teachers	PK-3 Teachers	Special Ed/Case Managers	All Teachers	PK-3 Teachers	Special Ed/Case Managers
Health-Related	256	49	32	75	20	5
Child Care-Related	62	8	3	16	4	0
Other	96	7	3	30	10	0
Prefer not to say	57	3	16	16	3	2

Factors to Determine Progression to Next Stage

DETERMINING FACTORS	JULY 30, 2020	OCTOBER 2020
Guidance offered by the CDC and state and local health authorities	<input type="checkbox"/>	<input type="checkbox"/>
Applicable executive orders and local ordinances that may impact the ability to provide successful classroom learning	<input type="checkbox"/>	<input type="checkbox"/>
Current COVID-19 conditions in the Albemarle County region and within Albemarle County Public Schools, including, but not limited to community transmission, testing positivity rates, and other public health data	<input type="checkbox"/>	<input type="checkbox"/>
Status of COVID-19 testing and tracking capabilities in the Albemarle County region	<input type="checkbox"/>	<input type="checkbox"/>
Ability of Albemarle County Public Schools, including staffing and resources, to implement the division's instructional and health plans.	<input type="checkbox"/>	<input type="checkbox"/>
Feedback and input from stakeholders and school communities.	<input type="checkbox"/>	<input type="checkbox"/>

Next Steps If Stage 3 Is Approved

Friday:

- ❑ Elementary principals hold staff meeting on 10/9 to discuss next steps
- ❑ On Friday 10/9, the Division will send a message to all families announcing decision and soliciting hybrid vs. virtual choice + transportation need

Key Steps and Dates:

- ❑ Teachers submit requests for accommodations - 10/15
- ❑ Parents submit intent for hybrid or to stay virtual - 10/16
- ❑ Communicate to parents class assignments - 10/30
- ❑ Schools host meetings with PreK-3 parents to discuss mitigation strategies by 11/2