




Budget Priorities Survey Results – Fall 2017

Q1. Which of the following best describes your relationship with ACPS?			
Responses	Response s	%	Percentage of total respondents
Community member	71	3.20%	
Employee	746	33.57%	
Parent	954	42.93%	
Parent & Employee	205	9.23%	
Student	246	11.07%	
Total Responses	2,222*		




*There were 2,247 responses in total. Non-responses were excluded from reporting.

The following items are designed to assess the community's general knowledge of the school division's budgeting process.			
<p>2 (a) : Are you aware that:: The ACPS operational budget has federal, state, and local funding sources. Federal funds account for 1.7%, state funds for 27.5%, and local funds for 70.8%. Over the past ten years, federal and state funding has decreased on a per pupil basis, placing an increased demand on local funding.</p>			
Answer	Response s	%	Percentage of total respondents
Yes	1453	65.04%	
No	781	34.96%	
Total Responses	2234		

<p>2 (b) : Are you aware that:: Real estate property taxes and personal property taxes are the primary sources of revenue for both schools and local government. A portion of these revenues is allocated to the school system by the county Board of Supervisors because local school boards do not have taxing authority.</p>			
Answer	Response s	%	Percentage of total respondents




Yes	1848	82.65 %	
No	388	17.35 %	
Total Responses	2236		

2 (c) : Are you aware that:: For each dollar collected in local tax revenue, the school division is generally allocated 45 cents of that dollar toward the operations of schools. Information on where your tax dollars are allocated can be found on page 49 of the Albemarle County Budget.

Answer	Response s	%	Percentage of total respondents
Yes	990	44.39 %	
No	1240	55.61 %	
Total Responses	2230		




*This statement should have read "For each dollar collected in local tax revenue, the school division is generally allocated 50 cents of that dollar toward the operations of schools."

2 (d) : Are you aware that:: In the 2016 school bond referendum, 74% of Albemarle County voters supported Albemarle County issuing bonds for school modernization, safety upgrades, and new construction projects.

Answer	Response s	%	Percentage of total respondents
Yes	1631	73.20 %	
No	597	26.80 %	
Total Responses	2228		







2 (e) : Are you aware that:: The major budget initiative for the 2017-2018 ACPS budget was focused on equity and access for all students. Albemarle County Public Schools defines equity

as providing resources and support for students that will transform each student's experience by eliminating inequitable practices and cultivate the unique gifts, talents and interests of every child so that success and failure are no longer predictable by student identity--racial, cultural, economic or any other social factor.







Answer	Response s	%	Percentage of total respondents
Yes	1475	66.11 %	
No	756	33.89 %	
Total Responses	2231		

As we plan for current and future budgets, the school division would like to know your feelings about the importance of some of our work.







3 (a) : To what degree do you support the following:: Fully funding all student experiences (i.e. field trips, school supplies, art supplies) so that no students are charged for participating in school.

Answer	Response s	%	Percentage of total respondents
Strongly Support	664	29.67 %	
Support	718	32.08 %	
Neutral	477	21.31 %	
Oppose	294	13.14 %	
Strongly Oppose	85	3.80%	
Total Responses	2238		

3 (b) : To what degree do you support the following:: Increasing transportation funding so students have access to all of our programs, such as attending ACPS high school academies regardless of where they live in the county.







Answer	Response s	%	Percentage of total respondents
Strongly Support	720	32.14 %	
Support	801	35.76 %	
Neutral	421	18.79 %	
Oppose	216	9.64%	
Strongly Oppose	82	3.66%	
Total Responses	2240		

3 (c) : To what degree do you support the following:: Increasing funding for the elementary afterschool program so that a student's economic status is not a barrier to participation.







Answer	Response s	%	Percentage of total respondents
Strongly Support	870	38.86 %	
Support	775	34.61 %	
Neutral	378	16.88 %	
Oppose	147	6.57%	
Strongly Oppose	69	3.08%	
Total Responses	2239		

3 (d) : To what degree do you support the following:: Increasing career and workforce readiness opportunities, such as internships for high school students.







Answer	Response s	%	Percentage of total respondents
--------	---------------	---	---------------------------------

Strongly Support	916	40.95 %	
Support	835	37.33 %	
Neutral	365	16.32 %	
Oppose	90	4.02%	
Strongly Oppose	31	1.39%	
Total Responses	2237		







3 (e) : To what degree do you support the following:: Competitive salaries to attract and retain high quality support staff (food services, teaching assistants, bus drivers, etc.).

Answer	Responses	%	Percentage of total respondents
Strongly Support	1236	55.33 %	
Support	732	32.77 %	
Neutral	212	9.49%	
Oppose	39	1.75%	
Strongly Oppose	15	0.67%	
Total Responses	2234		







3 (f) : To what degree do you support the following:: Competitive salaries to attract and retain high quality teachers.

Answer	Response s	%	Percentage of total respondents
Strongly Support	1660	74.14 %	
Support	444	19.83 %	
Neutral	105	4.69%	
Oppose	18	0.80%	
Strongly Oppose	12	0.54%	
Total Responses	2239		

3 (g) : To what degree do you support the following:: Increasing student health and wellness services (nurses, psychologists, social workers, school counselors, etc.).

Answer	Response s	%	Percentage of total respondents
Strongly Support	942	42.20 %	
Support	788	35.30 %	
Neutral	365	16.35 %	
Oppose	107	4.79%	
Strongly Oppose	30	1.34%	
Total Responses	2232		

3 (h) : To what degree do you support the following:: Continuing to expand in-home internet access to the ACPS network for all students unable to access commercial broadband.

Answer	Response s	%	Percentage of total respondents
Strongly Support	718	32.17 %	
Support	775	34.72 %	
Neutral	473	21.19 %	
Oppose	159	7.12%	
Strongly Oppose	107	4.79%	
Total Responses	2232		

Q4. Please consider the following items and prioritize your top three.

Answer	Rank 1	Rank 2	Rank 3	Weighted Rank (Score)
Competitive salaries to attract and retain high quality teachers.	1083	403	217	1 (4272)
Competitive salaries to attract and retain high quality support staff (food services, teaching assistants, bus drivers, etc.).	181	442	298	2 (1725)
Fully funding all student experiences (i.e. field trips, school supplies, art supplies) so that no students are charged for participating in school.	232	242	302	3 (1482)
Increasing career and workforce readiness opportunities, such as internships for high school students.	215	270	285	4 (1470)
Increasing student health and wellness services (nurses, psychologists, social workers, school counselors, etc.).	176	291	310	5 (1420)
Increasing funding for the elementary afterschool program so that a student's economic status is not a barrier to participation.	157	260	340	6 (1331)

Increasing transportation funding so students have access to all of our programs, such as attending ACPS high school academies regardless of where they live in the county.	116	211	262	7 (1032)
Continuing to expand in-home internet access to the ACPS network for all students unable to access commercial broadband.	64	105	210	8 (612)
Total Responses				2225