













Stage 3 – Student Feedback




How have you been impacted by the pandemic?						
		Very Negative	Somewhat Negative	Somewhat Positive	Very Positive	Total
(a)	What kind of impact has the pandemic had on you academically?	[194] 18.7%	[542] 52.3%	[245] 23.6%	[55] 5.3%	1036
(b)	What kind of impact has the pandemic had on you personally?	[203] 19.6%	[528] 51.0%	[249] 24.0%	[56] 5.4%	1036
(c)	What kind of impact has the pandemic had on you socially?	[398] 38.4%	[458] 44.2%	[148] 14.3%	[32] 3.1%	1036




		Strongly Disagree	Disagree	Agree	Strongly Agree	Total
(a)	The office hours teachers provided for extra guidance have been helpful	[60] 5.8%	[245] 23.6%	[626] 60.4%	[105] 10.1%	1036
(b)	My home provides a safe and conducive environment for learning	[40] 3.9%	[115] 11.1%	[533] 51.4%	[348] 33.6%	1036
(c)	The pandemic has impacted my school commitments (i.e. internships, work-based learning, technical training)	[69] 6.7%	[263] 25.4%	[439] 42.4%	[265] 25.6%	1036




Compared to in-person instruction, how academically successful have you been so far this year?				
Answer	Responses	Value	%	Percentage of total respondents
1 - Not successful	106	1	10.2%	
2	183	2	17.7%	
3 - Somewhat successful	361	3	34.8%	
4	270	4	26.1%	
5 - Very successful	116	5	11.2%	
Weighted Score : 3.10				




How comfortable are you with virtual learning?				
Answer	Responses	Value	%	Percentage of total respondents
1 - Not comfortable	138	1	13.3%	
2	235	2	22.7%	
3 - Somewhat comfortable	314	3	30.3%	
4	206	4	19.9%	
5 - Very comfortable	143	5	13.8%	
Weighted Score : 2.98				

		Not really	Somewhat	Completely	Total
(a)	I have a dedicated place to do school work	[91] 8.8%	[330] 31.9%	[615] 59.4%	1036
(b)	I dedicate time to complete my school work	[79] 7.6%	[404] 39.0%	[553] 53.4%	1036
(c)	I stay focused during instruction	[277] 26.7%	[534] 51.5%	[225] 21.7%	1036
(d)	I know how to get help from a teacher when I need it	[74] 7.1%	[331] 31.9%	[631] 60.9%	1036
(e)	I maintain connections with other students	[346] 33.4%	[432] 41.7%	[258] 24.9%	1036
(f)	I have adequate internet access to complete my work	[89] 8.6%	[324] 31.3%	[623] 60.1%	1036
(g)	I understand how to use the software/applications my teachers use for virtual learning	[52] 5.0%	[310] 29.9%	[674] 65.1%	1036
(h)	I know how to get technology support	[258] 24.9%	[381] 36.8%	[397] 38.3%	1036
(i)	I have a clear understanding of my teachers' academic expectations	[124] 12.0%	[443] 42.8%	[469] 45.3%	1036
(j)	I attend all of my virtual classes	[35] 3.4%	[127] 12.3%	[874] 84.4%	1036
(k)	I am motivated to learn virtually	[397] 38.3%	[384] 37.1%	[255] 24.6%	1036
(l)	I am able to keep up with my classwork/homework	[173] 16.7%	[431] 41.6%	[432] 41.7%	1036

Do you participate in any extracurricular activities (i.e. sports, drama, student clubs)?			
Responses	Responses	%	Percentage of total respondents
No	308	29.7%	
Yes	728	70.3%	
Total Responses	1,036		

Has your activity been suspended or postponed as a result of the pandemic?			
Responses	Responses	%	Percentage of total respondents
No	172	23.6%	
Yes	556	76.4%	
Total Responses	728		

Are you planning on seeking a scholarship for your activity or do you need your activity for your college application process?			
Responses	Responses	%	Percentage of total respondents
No	371	51.0%	
Yes	357	49.0%	
Total Responses	728		

When in-person instruction is available to you, would you prefer to continue instruction fully virtual or move to a hybrid (part-time virtual and part-time in-person) model?			
Responses	Responses	%	Percentage of total respondents
Fully virtual	291	28.1%	
Hybrid	745	71.9%	
Total Responses	1,036		

Which school do you attend?	
Responses	Responses
Albemarle HS	463
Monticello HS	283
Murray Community Charter	23
Western Albemarle HS	267
Total Responses	1,036