




Stage 3 – Parent Feedback




Compared to traditional, in-person instruction how successful has your child been academically this year?				
Answer	Responses	Value	%	Percentage of total respondents
1 - Less successful	1,014	1	15.8%	
2	1,786	2	27.8%	
3 - About the same	2,218	3	34.6%	
4	921	4	14.4%	
5 - More successful	474	5	7.4%	
Weighted Score : 2.70				




How comfortable is your child with virtual learning so far?				
Answer	Responses	Value	%	Percentage of total respondents
1 - Not comfortable	661	1	10.3%	
2	1,101	2	17.2%	
3 - Somewhat comfortable	1,672	3	26.1%	
4	1,597	4	24.9%	
5 - Very comfortable	1,382	5	21.5%	
Weighted Score : 3.30				

My child:						
		Not True	Somewhat True	Very True	Not Sure	Total
(a)	has a dedicated space to work	[173] 2.7%	[1236] 19.3%	[4975] 77.6%	[29] 0.5%	6413
(b)	dedicates time to school work outside of class time	[652] 10.2%	[2155] 33.6%	[3550] 55.4%	[56] 0.9%	6413
(c)	stays focused during instruction	[815] 12.7%	[3029] 47.2%	[2376] 37.0%	[193] 3.0%	6413
(d)	knows how to get help from a teacher when needed	[403] 6.3%	[2145] 33.4%	[3673] 57.3%	[192] 3.0%	6413
(e)	maintains connections with other students	[2124] 33.1%	[2591] 40.4%	[1477] 23.0%	[221] 3.4%	6413
(f)	has adequate internet access to complete work	[214] 3.3%	[1189] 18.5%	[4983] 77.7%	[27] 0.4%	6413
(g)	understands how to use instructional technology	[281] 4.4%	[2075] 32.4%	[3985] 62.1%	[72] 1.1%	6413
(h)	knows how to get technology support	[1016] 15.8%	[2239] 34.9%	[2760] 43.0%	[398] 6.2%	6413
(i)	has a clear understanding of teachers' academic expectations	[616] 9.6%	[2522] 39.3%	[2966] 46.2%	[309] 4.8%	6413

As a parent, I						
		Not True	Somewhat True	Very True	Not Applicable	Total
(a)	have adequate time to support my child's online learning	[1815] 28.3%	[2454] 38.3%	[2058] 32.1%	[86] 1.3%	6413
(b)	know how to get support from my child's teacher	[333] 5.2%	[1683] 26.2%	[4360] 68.0%	[37] 0.6%	6413
(c)	know how to get technology support for my child	[554] 8.6%	[2003] 31.2%	[3779] 58.9%	[77] 1.2%	6413

In your opinion as a parent, what is the best learning environment for student(s) as we enter the second marking period given the current state of the COVID-19 pandemic?			
Responses	Responses	%	Percentage of total respondents
Fully virtual	2,578	40.2%	
Hybrid (a combination of virtual and in-person)	3,835	59.8%	
Total Responses	6,413		

Based on the information that you currently have, when your child is eligible to return to school for face-to-face learning, will you send your child to school? (This decision is not binding; it will only be used for planning purposes. When the Board decides that more students are able to return to in-person instruction affected families will be contacted directly.)			
Responses	Responses	%	Percentage of total respondents
No	2,201	34.3%	
Yes	4,212	65.7%	
Total Responses	6,413		

Should ACPS consider bringing additional grade levels of students back to school for face-to-face learning in stage 3?			
Responses	Responses	%	Percentage of total respondents
No	3,133	48.9%	
Yes	3,280	51.1%	
Total Responses	6,413		

School:	
Responses	Responses
Agnor-Hurt ES	186
Baker-Butler ES	397
Broadus Wood ES	172
Brownsville ES	547
Crozet ES	242
Greer ES	215
Hollymead ES	237
Meriwether Lewis ES	246
Mountain View ES	339
Murray ES	181
Red Hill ES	70
Scottsville ES	96
Stone-Robinson ES	299
Stony Point ES	98
Woodbrook ES	191
Burley MS	225
Henley MS	476
Jouett MS	214
Sutherland MS	243
Walton MS	133
Murray Community Charter	66
Albemarle HS	614
Monticello HS	398
Western Albemarle High School	528
Total Responses	6,413

Grade level:	
Responses	Responses
Pre-K	84
Kindergarten	551
First	655
Second	614
Third	599
Fourth	512
Fifth	496
Sixth	472
Seventh	457
Eighth	413
Ninth	428
Tenth	420
Eleventh	381
Twelfth	331
Total Responses	6,413