



Albemarle County Public Schools

Special Education Advisory Committee (SEAC)

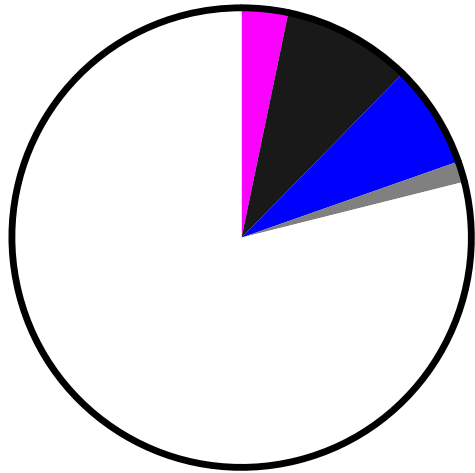
Jessica Allen, PhD and
Kelly Altizer
Committee Co-Chairs

Special Education Advisory Committee (SEAC)



- 1. Increase Family Engagement and Communication
- 2. Increase Support for Meaningful Inclusion
- 3. Increase Support and Retention for all Special Education Staff, with a focus on Special Education Teaching Assistants

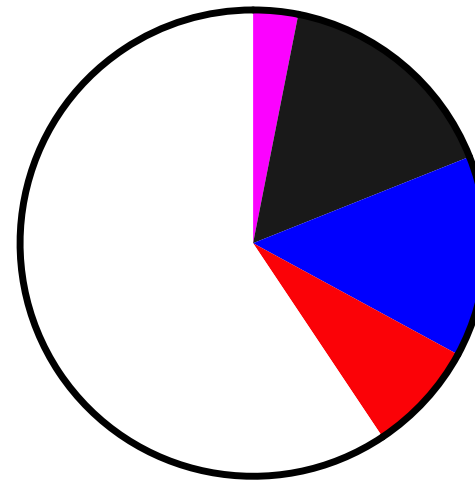
Special Education Advisory Committee (SEAC)



- 3.27% Asian
- 9.09% Black/African American
- 7.27% Hispanic/Latino
- 1.45% Native American/Alaska Native
- 78.91% White

Total=275

Survey Respondents (%)
IEP + 504



- 3.11% Asian
- 15.86% Black/African American
- 13.96% Hispanic/Latino
- 7.70% Multi-race
- 59.37% White


Total=2220

Students in Special Education (%)
IEP + 504

Special Education Advisory Committee (SEAC)



**Primary Educational Disability
(Number of Survey Respondants)**



Total=244

- 1, Visual Impairment
- 2, Hearing Impairment
- 27, Specific Learning Disability
- 3, Emotional Disability
- 30, Speech or Language Impairment
- 26, Other Health Impairment
- 76, Autism
- 2, Traumatic Brain Injury
- 13, Developmental Delay
- 6, Intellectual Disability
- 9, Multiple Disabilities
- 14, Other
- 35, 504 Plan

**Primary Educational Disability
(Number in Special Education IEP + 504)**



Total=2215

- 12, Orthopedic Impairment
- 431, Specific Learning Disability
- 135, Emotional Disability
- 254, Speech or Language Impairment
- 392, Other Health Impairment
- 327, Autism
- 102, Developmental Delay
- 45, Intellectual Disability
- 22, Multiple Disabilities
- 495, 504 Plan